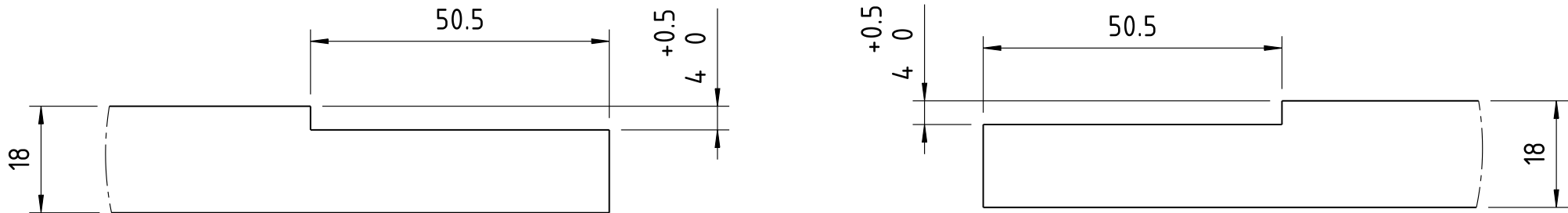
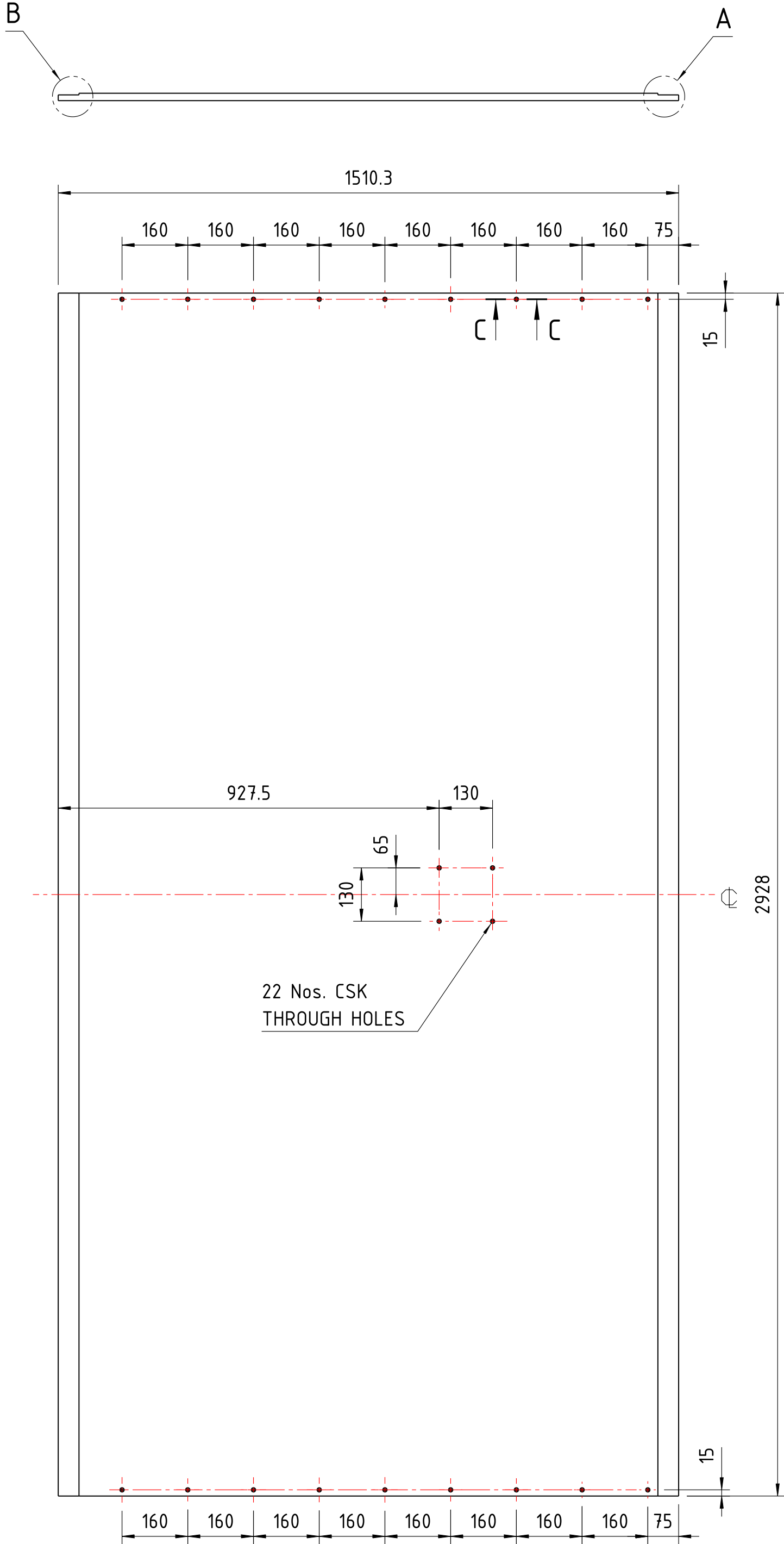


COPY RIGHT & CONFIDENTIAL
THIS DOCUMENT IS THE EXCLUSIVE PROPERTY OF BEML & CONTAINS CONFIDENTIAL INFORMATION. THIS DOCUMENT OR ITS CONTENTS SHALL NOT BE USED, REPRODUCED OR DISCLOSED IN WHOLE OR IN PART, WITHOUT PRIOR WRITTEN PERMISSION OF BEML. THIS DOCUMENT & ALL ITS COPIES SHALL BE RETURNED TO BEML ON DEMAND.
DRAWING RELEASED FROM PLM, PHYSICAL SIGNATURE NOT REQUIRED

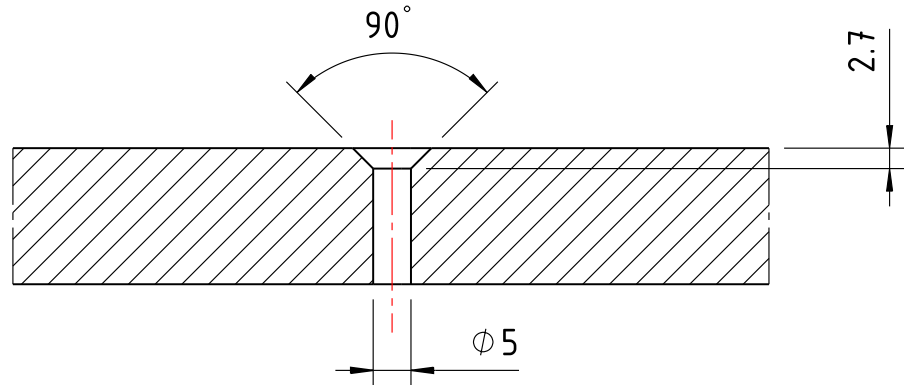
GRADE No.	N1	N2	N3	N4	N5	N6	N7	N8	N9	N10	N11	N12
VALUE	0.025	0.05	0.1	0.2	0.4	0.8	1.6	3.2	6.3	12.5	25	50
SYMBOL												

ram sign.jpg



DETAIL A
SCALE 1:1

DETAIL B
SCALE 1:1



SECTION C-C
SCALE 1:1

- NOTE
1. ALL DIMENSIONS ARE IN mm.
 2. TOLERANCE: DIAGONAL ± 1 , EDGE LINEARITY $< 0.5\text{mm/m}$ & FLATNESS $< 1\text{mm/m}$.
 3. THE FLOOR BOARD SHALL CONFORM TO PTS DOC. NO. GR/TD/5022.
 4. REMOVE ALL SHARP EDGES AND BURRS.

				1510.3X2928X18THK			
SL.No.	QTY	PART / STOCK No.		DESCRIPTION	SIZE (mm)	COMPANY STD./I.S	Wt. (Kg)
				PRODUCT	DMRC BG METRO CARS		
				REF DRG	---		
				MATERIAL	---		
				HEAT TREAT.	---	APPD	09/04/2020
				SURFACE TREAT.	---	REVD	09/04/2020
				TITLE	---	CHKD	09/04/2020
						DRWN	09/04/2020
						SCALE	1:10
						SHEET	1 OF 1
						Wt.	---
ALT.No.	ECN NO/CHANGES		DATE	BY	CHKD	APPD	ALT
							0

BEML LIMITED

909-16172

A2