

VENDOR MEET 2020

IT INITIATIVES



IT Initiatives

2

- Tendering Stage:
 - Instructions for e-Procurement Portal
 - Online Submission & Return of EMD
 - Display of Technical Compliance Sheets
 - Display of Price Details
- Post Purchase Order Stage:
 - Vendor Payment Tracking

Tendering Stage

Instructions for BEML SRM e-Procurement Portal (Required downloads, instructions and manuals given under Suppliers > e-Procurement(SRM) on BEML website

The screenshot displays the BEML SRM e-Procurement Portal. At the top, there is a navigation bar with links for Home, Log In, and a date indicator for Tuesday, October 20, 2020. A toll-free number, 1800-425-2364, is also visible. The main header features the BEML logo on the left and the BEML SRM logo on the right. Below the header, a left sidebar titled 'Supplier Collaboration' contains a list of links: e-Procurement Manuals, Download Java, Download VC++ 2010 x86, Download IE Setup File, Vendor List, Vendors (Safety), Vendors (Prodn), Defence Vendors (Prodn), CVC - CTEO Guidelines, and IPR Training. The main content area is titled 'MANUALS' and includes a prompt to select a link to view a manual. A list of manual links is provided, including SRM Software and Settings Instructions, Steps to Search for Tenders & Downloading Attachments Video (Zip Format) with a sub-link to YouTube, Single Bid Submission Procedure Video (Zip Format) with a sub-link to YouTube, Two Bid Submission Procedure Video (Zip Format) with a sub-link to YouTube, Manual for Online Vendor Payment Tracking, Manual for Viewing Technical Compliance Sheets, and Manual for Viewing Price Details.

Home Log In Tuesday, October 20, 2020 CALL OUR TOLL FREE NO - 1800-425-2364

beml NEW FRONTIERS. NEW DREAMS

beml SRM

Supplier Collaboration

- » e-Procurement Manuals
- » Download Java
- » Download VC++ 2010 x86
- » Download IE Setup File
- » Vendor List
- » Vendors (Safety)
- » Vendors (Prodn)
- » Defence Vendors (Prodn)
- » CVC - CTEO Guidelines
- » IPR Training

MANUALS

Please select the respective link below to see the manual:

- SRM Software and Settings Instructions
- Steps to Search for Tenders & Downloading Attachments Video (Zip Format)
 - View Tender Search & Downloading Attachment in You Tube
- Single Bid Submission Procedure Video (Zip Format)
 - View Single Bid Submission Procedure in You Tube
- Two Bid Submission Procedure Video (Zip Format)
 - View Two Bid Submission Procedure in You Tube
- Manual for Online Vendor Payment Tracking
- Manual for Viewing Technical Compliance Sheets
- Manual for Viewing Price Details

Online Submission & Return of EMD

5

- EMD amount can be transferred with the convenience of on-line transfer directly to our account during bidding.
- EMD refund is transferred automatically, when due as per process, to Vendor account.
- Provides for ease of EMD payment by the bidders in short time
- Manual intervention has been eliminated / minimized.

Display of Technical Compliance Sheets of all Bids (For two-bid Tenders)

6

- For Two-Bid Tenders, Technical Compliance Sheet is provided as part of the Tender Documents by the Purchaser.
- Bidder needs to upload scanned copy of the duly filled-up Technical Compliance Sheet in 'C-Folder Technical Attachments' as part of the Technical Bid.
- In the Technical Compliance Sheet, Bidder will be mentioning compliance to the important points for Technical Evaluation with remarks if any.
- After opening of the Technical Bids by the Purchase Department, Bidder will be able to see the Technical Compliance sheets of all bidders who submitted the bids in the C-Folder of their Bid as shown in the next slide.

Display of Technical Compliance Sheets (Contd..)

7

The screenshot displays the mySAP PLM cFolders web interface. The left sidebar shows a tree view with 'Technical Details' expanded, containing 'EXTERNAL AREA' and 'Technical Compliance Sheets'. The main content area is titled 'Folder Technical Compliance Sheets' and shows the current path: 'Collaboration > ... > EXTERNAL AREA > Technical Compliance S...'. Below this, there are input fields for 'Name' (Technical Compliance Sheets), 'Subscribe' (checkbox), and 'Authorization' (Read). At the bottom of this section are buttons for 'Save', 'Notifications', 'Additional Functions', and 'Cancel'. Below the configuration section, a message states: 'Choose an object to display the folder objects. To copy objects, select the required objects and then choose Copy.' This is followed by a table titled 'Folder Contents' with columns for Name, Current Version, Read, Status, Changed by, and Changed on. The table lists three items: Bidder 1, Bidder 2, and Bidder 3, each with a PDF file named 'TECH SPECIFI COMPLIANCE.pdf', 'BEML Tech_Compliance.pdf', and 'Tech_Compliance.pdf' respectively, all created by 'BEML SRMADM' on '14.05.2018 18:44:19'.

Folder Technical Compliance Sheets [Help](#)

Current Path: Collaboration > ... > [EXTERNAL AREA](#) > Technical Compliance S...

Folder

To save any changes made, click Save.

Name

Subscribe ☐

Authorization

[Save](#) [Notifications](#) [Additional Functions](#) [Cancel](#)

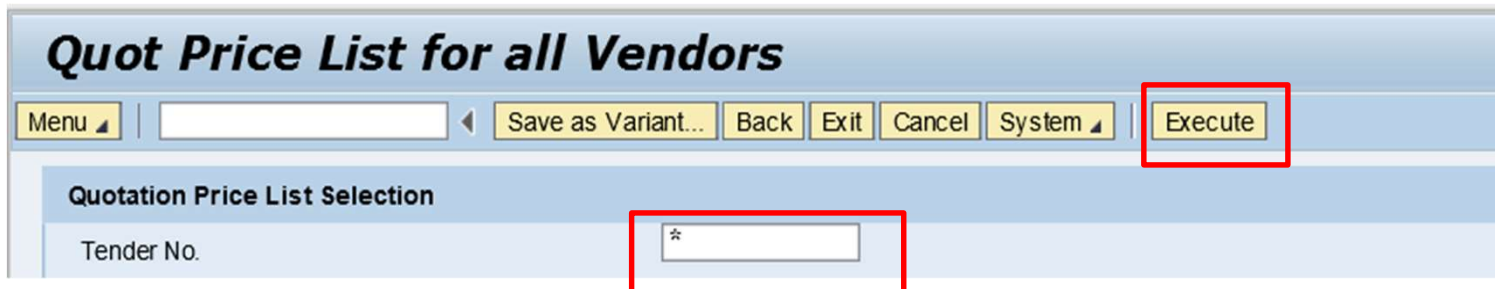
Choose an object to display the folder objects. To copy objects, select the required objects and then choose [Copy](#).

Folder Contents						Copy	Copy as Bookmark	All	None
	Name	Current Version	Read	Status	Changed by	Changed on			
<input type="checkbox"/>	Bidder 1	TECH SPECIFI COMPLIANCE.pdf (172KB)			BEML SRMADM	14.05.2018 18:44:19			
<input type="checkbox"/>	Bidder 2	BEML Tech_Compliance.pdf (649KB)			BEML SRMADM	14.05.2018 18:44:46			
<input type="checkbox"/>	Bidder 3	Tech_Compliance.pdf (649KB)			BEML SRMADM	14.05.2018 18:45:10			

Display of Price Details

8

- Vendor can see the Price Details of other accepted vendors after the Bids are opened and decrypted.
- Accepted vendor needs to log in to the SRM Portal with their User ID and Password.
- Under Reports, 'Price Details' is to be clicked which will show the screen as below. Tender number is to be entered by the Vendor and 'Execute' button is to be clicked.



Quot Price List for all Vendors

Menu | | Save as Variant... Back Exit Cancel System | **Execute**

Quotation Price List Selection

Tender No.

Display of Price Details (Contd..)



9

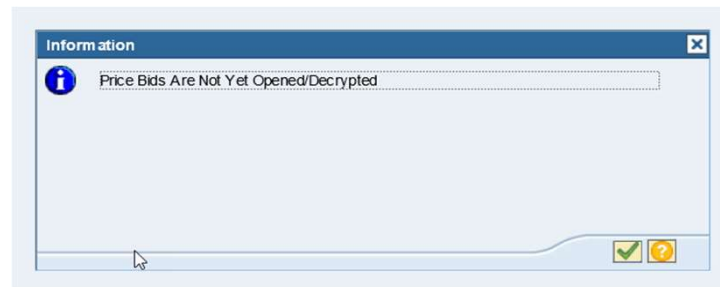
Salient features :

- Bidder needs to enter the Tender Number only for which they have submitted the bid using the User ID.
- Price Details are displayed only if bid is submitted with the User ID logged in for the Tender number entered.
- In case of two-bid tender, Price Details are displayed only if the bid is technically accepted.

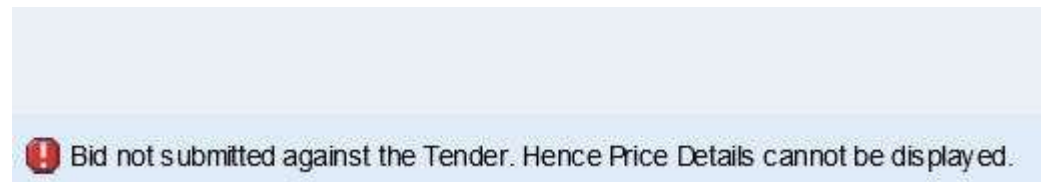
Display of Price Details (Contd..)

10

- Message as below is displayed in case the bids are not yet opened/decrypted.



- Message as below is displayed in case bid is not submitted against the tender with the User ID.



- Message as below is displayed in case bid submitted against the tender with the User ID is technically rejected.



Display of Quotation Details (Contd..)

11

Quotation Price List Report

Tender No. 6200111159

Description 118TI01004-TOOL KIT-SPK/63


Quot No.	Vendor Name	Product ID	Product Name	Condition Name	Amount	Currency
7000336945	MAANJIL IND	118TI01004	TOOL KIT	Basic Price	12,850.00	INR
7000336945	MAANJIL IND	118TI01004	TOOL KIT	CGST - Central GST	9.00	%
7000336945	MAANJIL IND	118TI01004	TOOL KIT	SGST - State GST	9.00	%
7000336945	MAANJIL IND	118TI01004	TOOL KIT	IGST -Integrated GST	0.00	%
7000337893	JAIRAMDAS & SONS	118TI01004	TOOL KIT	Basic Price	10,596.00	INR
7000337893	JAIRAMDAS & SONS	118TI01004	TOOL KIT	CGST - Central GST	9.00	%
7000337893	JAIRAMDAS & SONS	118TI01004	TOOL KIT	SGST - State GST	9.00	%
7000337893	JAIRAMDAS & SONS	118TI01004	TOOL KIT	IGST -Integrated GST	0.00	%
7000336236	JET ENTERPRISES	118TI01004	TOOL KIT	Basic Price	25,650.00	INR
7000336236	JET ENTERPRISES	118TI01004	TOOL KIT	CGST - Central GST	9.00	%
7000336236	JET ENTERPRISES	118TI01004	TOOL KIT	SGST - State GST	9.00	%
7000336236	JET ENTERPRISES	118TI01004	TOOL KIT	IGST -Integrated GST	0.00	%

Post Purchase Order Stage

Vendor Payment Tracking

13

- Vendor can track status of payment for the supplies/services made online.
- Vendor needs to open BEML Website and log in to the SRM Portal with their User ID and Password.



Vendor Payment Tracking

14

- Under Reports, 'Vendor Payment Tracking' is to be clicked which will show the screen as below.
- Invoice Number is optional.



This screenshot shows the 'Vendor Payment Tracking' form. The 'Purchase Order No.' field is filled with '4610005718' and is circled in red. The 'Invoice Number' field is empty. The 'Submit' button is circled in red. The 'Export' button is also visible.

Vendor Payment Tracking (Contd..)

15

On clicking on 'Submit', status of payments for the items supplied against the PO is displayed as a table as shown below.



The screenshot shows a web application interface for 'Vendor Payment Details'. It includes a header with a lock icon and the title 'Vendor Payment Details'. Below the header, it displays 'Po Number: 4510005718 Vendor: 505374 GOODWILL ENGINEERING COMPANY'. The main part of the interface is a table with 14 columns: Item, Material, Short Text, GR status, Inv. No., Inv. Date, Supplied Qty, Rejections, Invoice status, Cheq. No., Cheq. Date, Amount, Curr., Amt Disallowed, and Reason. There are three rows of data, all showing 'GR completed' status and 'Cheque Prepared' invoice status. A 'Back' button is located at the bottom left of the table area.

Item	Material	Short Text	GR status	Inv. No.	Inv. Date	Supplied Qty	Rejections	Invoice status	Cheq. No.	Cheq. Date	Amount	Curr.	Amt Disallowed	Reason
00001	800915108	A TYPE LADDER 1	GR completed	964 DC 60	02.07.2011	1.000		Cheque Prepared	403318	19.07.2011	78,732.00	INR	0.00	
00002	800915110	WHEEL LADDER 12	GR completed	964 DC 60	02.07.2011	1.000		Cheque Prepared	403318	19.07.2011	78,732.00	INR	0.00	
00003	800915109	WHEEL LADDER 8F	GR completed	964 DC 60	02.07.2011	1.000		Cheque Prepared	403318	19.07.2011	78,732.00	INR	0.00	

THANK YOU