

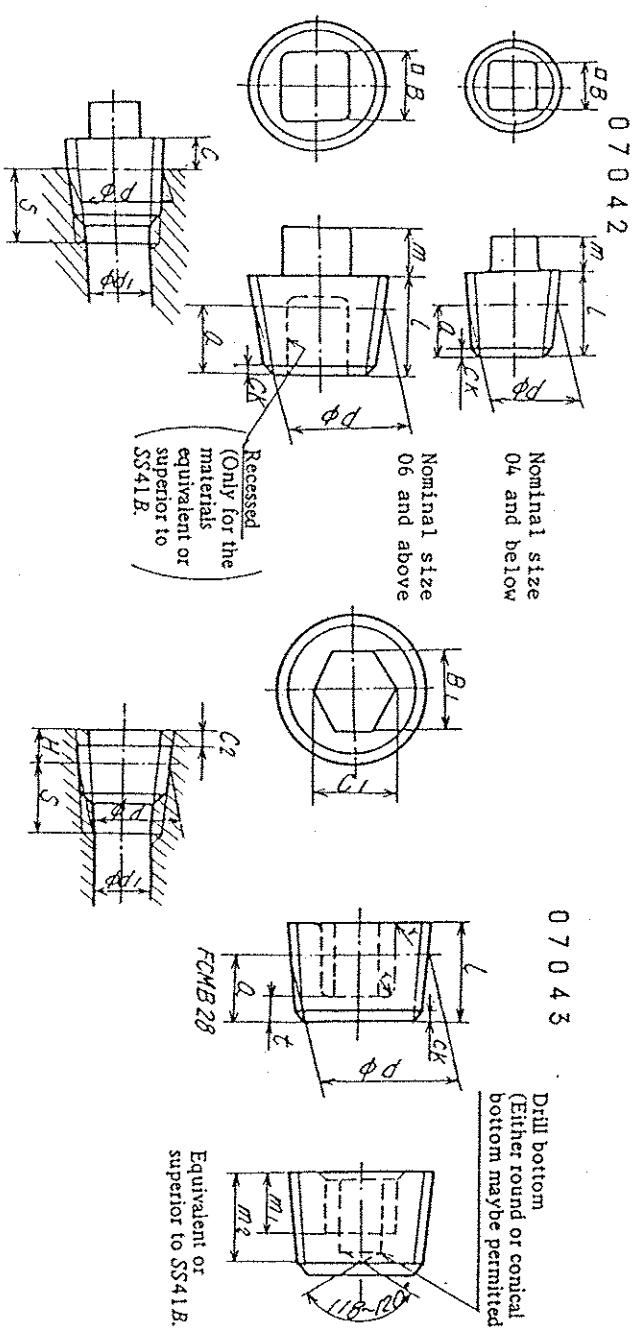
KES

PLUG

D (PARTS)07042
07043
(1990)

- Plugs of the classification codes with parenthesis shall not be applied for new design.
- In case of introducing classification code 3 and 5.7 (plug with LT-2A), the contact with purchasing section shall be necessary because the difficulty of purchasing this parts may be considered due to the quantity to be used.

07042										
Variety code	0		(1)	7		2	3	6	4	(5)
Division code	0		(1)	7		2	3	6	4	(5)
Materials	Equivalent or superior to FCMB 28 and SS41 B.				Equivalent or superior to SS41B.		Equivalent or superior to S43 C.		Equivalent or superior to JIS C 3604 BE and YBSC2	
Surface treatment	—				ZMC 3		ZMC 3		DZC-2	—
Heat treatment	—				1 2 2 5 0 0 1 5 0 0					
Adhesive	—		LT · 2A (Three bond sea lock L 300)		—		LT · 2A (Three bond sea lock L 300)		—	
Application	General				Used for regular setting and removing (Used for oil pressure measurement)				Underwater vehicle	
07043										
Variety code	0		(5)	7		3		4		
Division code	0		(5)	7		3		4		
Materials	Equivalent or superior to FCMB 28 and SS 41 B.				Equivalent or superior to SS41B.		Equivalent or superior to JIS C 3604 BE and YBSC2			
Surface treatment	—				ZMC 3		—			
Heat treatment	—				—			—		
Adhesive	—		LT · 2A (Three bond sea lock L 300)						—	
Application	General				Underwater vehicle					



Normal allowance shall conform to KES 04.052.0.

1. Parts number - Example: 07042-00108

Variety code

Division code

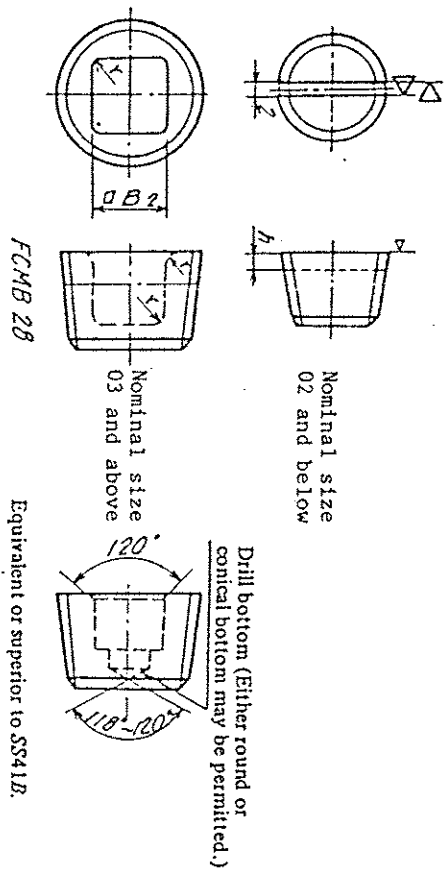
Dimension code

Unit: mm

Nominal size		01	02	03	04	06	10	12	14	20
Dimension code		0108	0211	0312	0415	0617	1019	1222	1422	2026
Nominal designation of thread		PT 1/8	PT 1/4	PT 3/8	PT 1/2	PT 3/4	PT 1	PT 1 1/4	PT 1 1/2	PT 2
d (Std. diameter)		9.728	13.157	16.662	20.955	26.441	33.249	41.910	47.803	59.614
Number of thread (per 25.4mm)		28	19	14	11					
l		8	11	12	15	17	19	22		26
a		3.97	6.01	6.35	8.16	9.53	10.39	12.70	15.88	
Basic size		±0.91	±1.34	±1.81	±2.31					
Deviation										
k		1	1.5	2						
m		7	8	9	10	11	12	13	14	15
B		7	9	12	14	17	19	23	26	32
C		6	7.9	8.5	10.8	11.5	13.8	14.4	15.3	
Minimum		2	2.1	2.8	3.5	4.2	5			
d ₁ (Hole size before threading)		8.5	11.5	15	18.5	24	30	39	45	56.5
Cast iron and others		8.3	11	14.5	18	23.5	29.5	38	44	55.5
Weight (kg) [mass]		0.0073	0.017	0.031	0.056	0.098	0.165	0.290	0.380	0.690
Dimension code		0108	0211	0312	0415	0617	1019	1222	1422	2026
Basic size		5	6	8	10	14	17	22	27	
Deviation		±0.085	±0.103	±0.196	±0.23					
C ₁ (approx.)		5.8	8.1	5.2	11.5	16.2	19.6	25.4	31.2	
l		4	6	7	9	11				
r (max.)		4	7	8	9	10	12	13	15	
m ₁		4	7	8	9	10	12	13	15	
m ₂		6	9	10	13	15	17	20	24	
H		7	9	10	12	13	15	16	17	
Sid. dimension		±1.13	±1.65	±2.27	±2.89					
Allowance										
Reference										
C ₂		Maximum	5.01	7.02	7.36	9.24	9.61	11.59	11.90	12.08
Minimum		0.93	1.00	1.34	1.08	1.45	1.19	1.50	1.68	
d ₁ (Hole size before threading)		8.5	11.5	15	18.5	24	30	39	45	56.5
Weight (kg) [mass]		0.0046	0.012	0.016	0.032	0.058	0.096	0.185	0.240	0.400
S (min.)		6.2	9.4	9.7	12.7	14.1	16.2	18.5	22.8	

Enacted:
December 7, 1954**KOMATSU LTD.**Revised:
June 11, 1990

2. Following parts shall be permitted in accordance with the price of the plugs specified in D 07043.



Nominal size	01	02	03	04	06	10	12	14	20
h	2.2	2.5	-						
B_2 (min.)	-	-	9	11	14	19	23	26	32

Unit: mm

- Threads shall be in accordance with KES 04.120.41 [PIPE THREAD (PT · PS)].
- Qualities of the plugs specified in the classification code 1 · 3 · 5 · 7, coated with LT-24, shall conform to the following.
 - P , Q and S , R areas shall not be coated with LT-24. However, Q and R areas shall be immersed in LT-24 liquid and wiped off after coating, therefore, more or less coloring may be allowed.

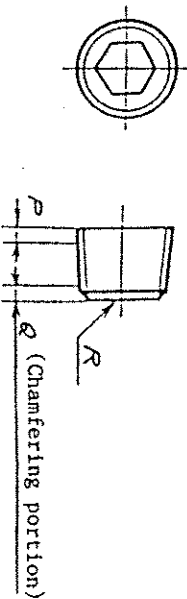


Table 1

Nominal size	01	02	03	04	06	10	12	14	20
P	0	1.5 to 2.5 threads	2 to 3 threads						

(2) Thickness T of coated film shall be 300 μm or more.



5. When adding the following water pressure, there should be free from rupture or other abnormality.

Variety code	Division code	Testing pressure kPa {kg/cm ² }
0 7 0 4 2	0 · (1) · 4 · 5 · 7	2 4 5 0 { 2 5 }
0 7 0 4 3	0 · 3 · 4 · (5) · 7	
0 7 0 4 2	2 · 3 · 6	2 0 5 8 0 { 2 1 0 }

6. Material of female screw side is cast iron and the tightening torque of plug with LT-2A conforms to Table 2 of KES 04.123.3. Except the material of female screw side is cast iron, use the plug after confirming appropriate tightening torque.

Enacted:
December 7, 1954

KOMATSU LTD.

Revised:
June 11, 1990

KES A4-18